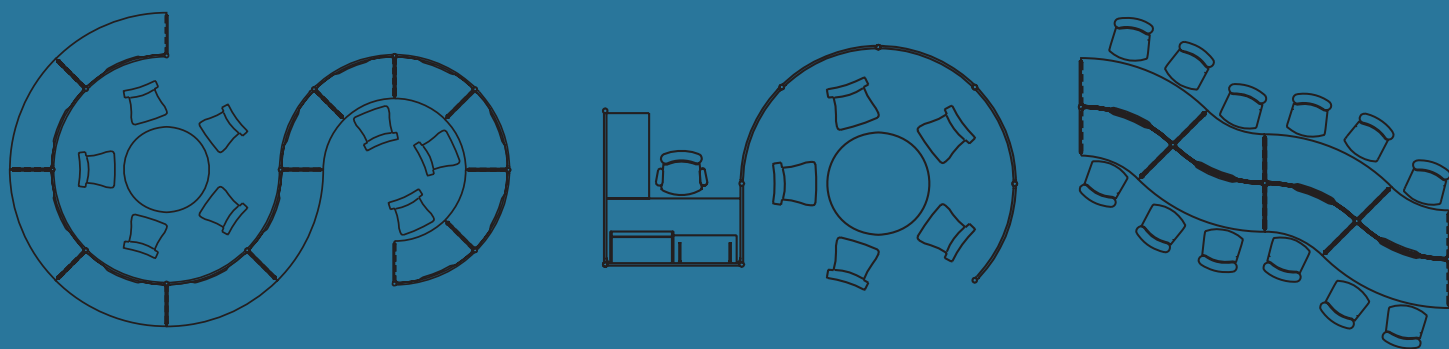


# believe<sup>®</sup>

Limited only by your imagination.



# whiteleys

GRESHAM


believe<sup>®</sup>

A modular system that can be used in modern organisations, whether for front of house, working, meeting or break-out environments.


This flexible system can be used to provide innovative solutions...

**Limited only by your imagination.**













believe®

4-5 > First impressions

6-7 > Our customers

8-9 > Relaxed environments

10-11 > Workspace

12-13 > Flexibility

14-15 > Easy working

16-17 > Clean lines

18-19 > Maximising space

20-21 > Simplicity

22-23 > Personal space

24 > People

25 > Options

26 > Installations

27 > CD



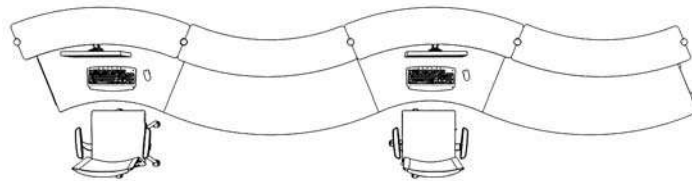




## we believe<sup>®</sup> in first impressions

- > Believe has strong, clean lines. With its capability of accepting panels produced in numerous finishes and materials, it can comfortably be used in areas where a striking statement needs to be made, such as receptions, where corporate identities are promoted.

The same style can be utilised in back of house areas too, allowing a theme to run throughout organisations.



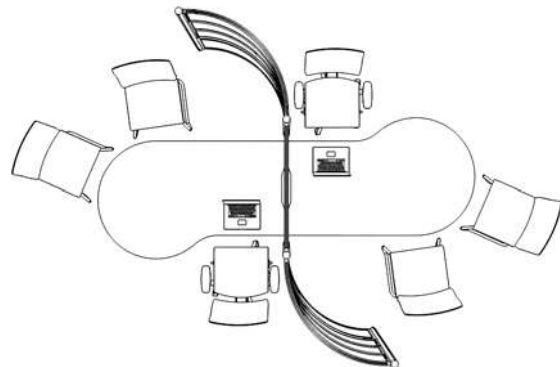
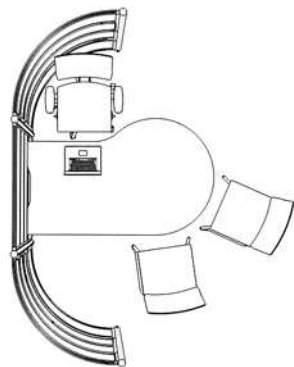


we believe<sup>®</sup> in  
our customers

- > Believe can be configured into 'customer-facing' clusters, where users can interact with clients.

Labelling can provide privacy, whilst cable management can be used to control the desired services – power, data, comms to the worksurface.



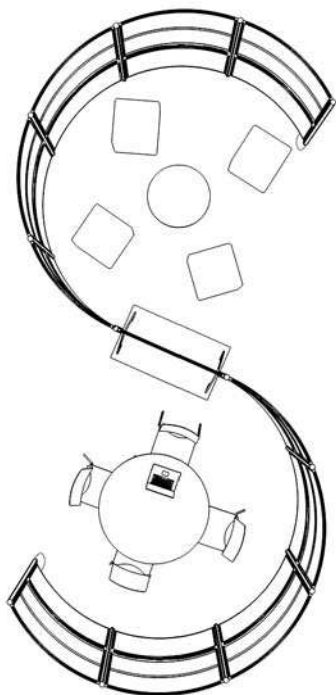




## we believe<sup>®</sup> in relaxed environments

- > Believe is ideal for creating cellular office layouts or pods within open plan environments.

Combinations of shapes, panel finishes and use of suspended accessories can achieve informal meeting or breakout areas making use of any natural light whilst offering privacy and functionality for their users.





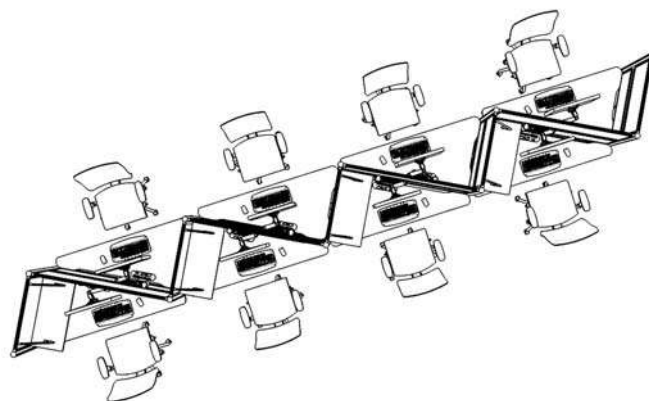




we believe<sup>®</sup> in  
effective workspace

- > Believe can be used in panel mounted configurations where legs are not required; useful in call-centre or study area applications.

Desk-top units can provide users with 'plug & play' facilities for easy access to services, whilst tool-rail mounted monitor arms and suspended shelving can free-up limited footprint workspaces.





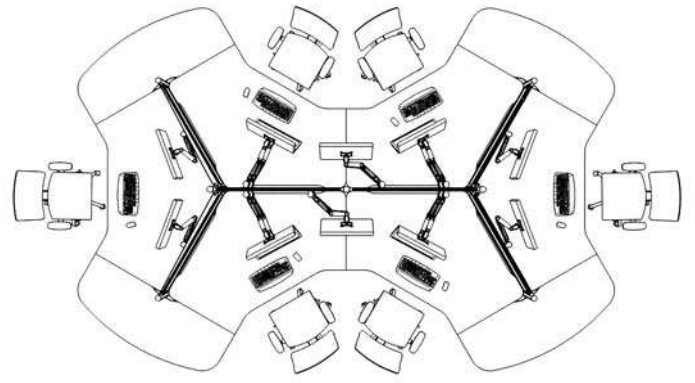


we believe<sup>®</sup> in  
flexibility

- > Believe's robust structure and task-orientated footprints makes it an ideal choice for the emergency services or financial institutions.

Being able to configure the system to meet users needs allows it to accommodate technological or ergonomic requirements with ease.





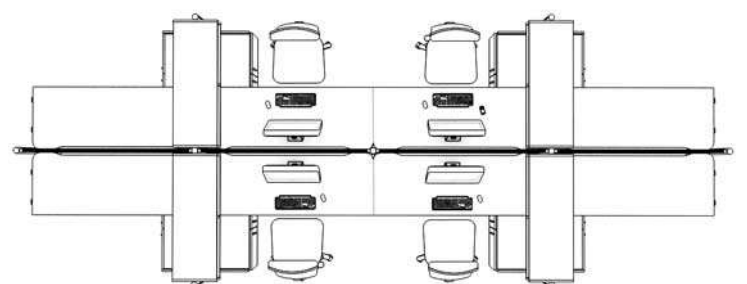




## we believe in easy working

- > Believe offers a selection of single or double sided storage units for use above or below desk tops.

The units can be positioned within easy reach of the users whilst providing additional stand-height worksurfaces.





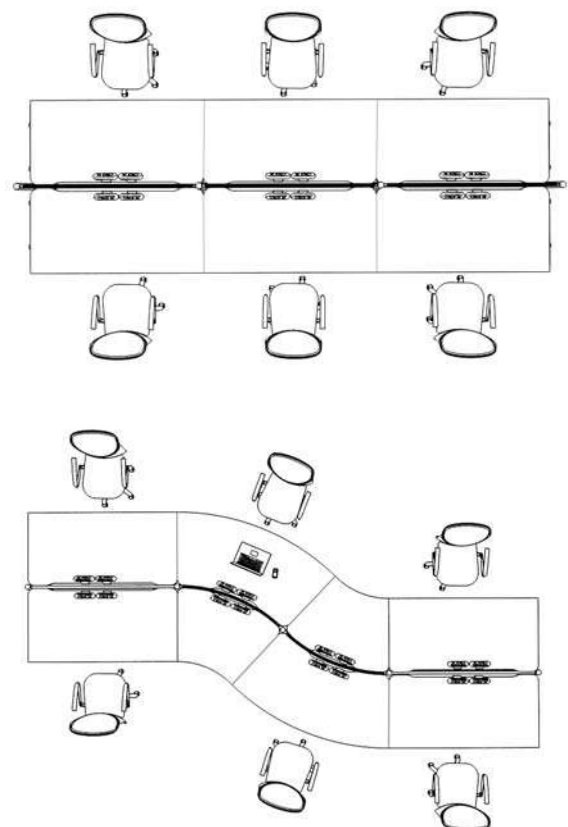





## we believe<sup>®</sup> in clean lines

- > Believe can accommodate modern, bench style footprints, whether in linear clusters or making use of its curved elements.

Posts and legs can be shared in back to back and side to side configurations. Dressing the structures with integral lighting or surface mounted accessories can maximise efficiencies.



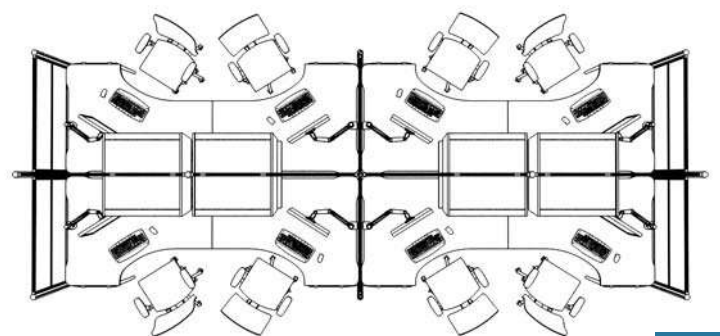




we believe<sup>®</sup> in  
maximising space

- > Believe can be built up to four levels, making use of the volume of workspace for each user.

Components can be shared in clusters and panels need only be specified where necessary, keeping costs down and providing clear air circulation even in cellular configurations.





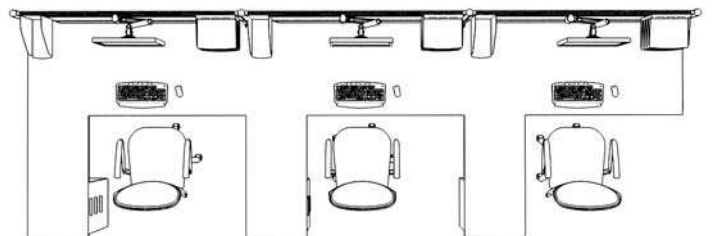




we believe<sup>®</sup> in  
simplicity

- > Believe can be dressed to be as sophisticated or as stripped-down as needed without affecting its stability or flexibility.

Utilising fly-over top pedestals and tool rails maximises the usable worksurface whilst keeping the overall build simple.

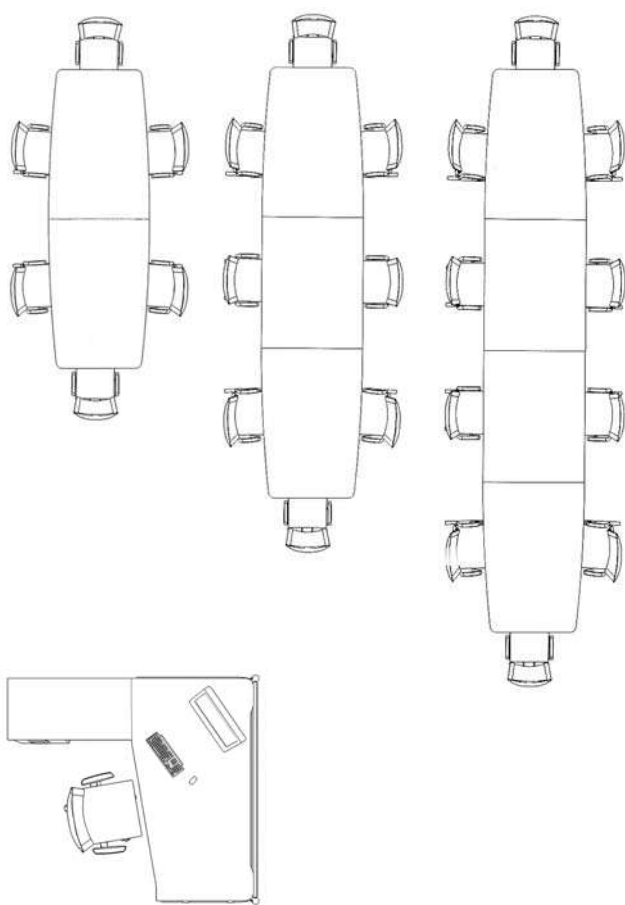




## we believe<sup>®</sup> in personal space

- > Believe can be utilised throughout all levels of an organisation with the ability to create effective personal suites.

This modular system can be re-configured or added to at a later date to meet organisations' ever-changing requirements.





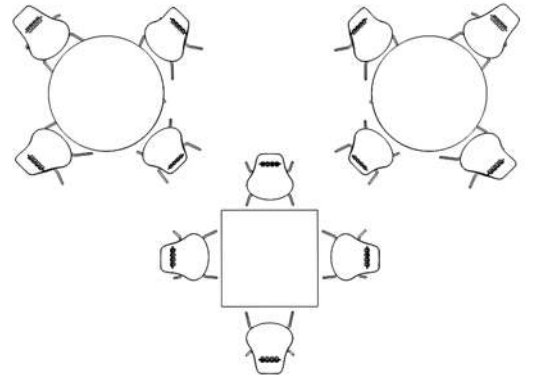




we believe<sup>®</sup> in  
people

> Believe, in its simplest form is ideal for Restaurant and Cafeteria environments.

Emphasising the point that Believe is  
'Limited only by your imagination'.





> 1000mm End Frame



> Monitor Arm - Panel Mounted



> Acrylic Panels



> Flip Box



> 800mm End Frame



> Monitor Arm - Desk Mounted



> Fabric Panels



> Over Desk / Under Desk Storage



> 600mm End Frame



> Power - Data - Telecoms



> Wood Panels



> Suspended Shelving



> Panel End Frame




> CPU Holder - Cable Management



> Dry Wipe Panel



> Base Storage



> Casual



> Lighting



> Information Hub



> Mobile Underdesk Storage



- > Believe offers new levels of sophistication and flexibility for today's work place.

We would like to thank the customers involved in the trial projects since its debut and their continued support.



- > PDF Brochure.
- > Image Library.



### IMPORTANT:

This disk has been scanned and tested at all stages of production, it is recommended that you still use a virus checker before use and also have an up-to-date backup of your hard disk at all times.

Gresham Office Furniture Limited cannot accept any responsibility for any disruption, damage and loss to your data or computer systems that may occur whilst using this CD or data on it. By using this CD you are agreeing to these conditions.



> Believe Brochure.pdf



# whiteleys

Whiteleys Office Supplies Limited, Croft House, Croft Road, Bromley, Kent, BR1 4DR.  
t: 0208 313 3344 f: 0208 313 9933 e: [sales@whiteleys-office.co.uk](mailto:sales@whiteleys-office.co.uk) w: [www.whiteleys-office.co.uk](http://www.whiteleys-office.co.uk)